



**PARACHUTIST**

**INFORMATION**

**MANUAL**

**PART 4B**

*COMPETITION RULES*

*Canopy Piloting*

APRIL 2023

Canadian Sport Parachuting Association  
204 - 1468 Laurier St  
Rockland, ON K4K 1C7  
[www.cspa.ca](http://www.cspa.ca)

# Table of Contents

# Page

ACKNOWLEDGEMENTS .....	4
LIST OF REVISIONS / CHANGES .....	5
CHAPTER 1 – CSPA AUTHORITY .....	6
CHAPTER 2 – ABBREVIATIONS, DEFINITIONS OF WORDS AND PHRASES USED IN THESE RULES	7
CHAPTER 3 – RULES SPECIFIC TO THE COMPETITION .....	9
3.1. Aims of the Competition.....	9
3.2. Not Used .....	9
3.3. Not Used .....	9
3.4. Program of Events.....	9
3.5. Maximum Jumps per Day .....	9
CHAPTER 4 – EVENT DESCRIPTIONS AND OBJECTIVES.....	10
4.1. Competition-Format Events.....	10
4.2. Not Used .....	10
CHAPTER 5 – GENERAL RULES .....	11
5.1. Wind Conditions and Indicators .....	11
5.2. The Minimum Exit Altitude on One Pass.....	11
5.3. Equipment and Weights.....	11
5.4. Official Practice Period.....	12
5.5. Jump Order and Exit Assignment.....	12
5.6. Safety Violations.....	12
5.7. Safety Issues.....	13
5.8. Equipment Control Problem .....	13
5.9. Rejumps Due to Equipment Problems .....	13
5.10. Rejumps Due to Weather Conditions .....	13
5.11. Rejumps Due to Outside Interference.....	14
5.12. Rejumps Due to Technical Factors .....	14
5.13. Rejump Procedures .....	14
CHAPTER 6 – SCORING.....	15
6.1. Scoring in All Events .....	15
6.2. Scoring in Carved Speed 70 metres .....	15
6.3. Not Used .....	15
6.4. Not Used .....	15
6.5. Scoring in Drag Distance 50 metres .....	15
6.6. Not Used .....	16
6.7. Scoring in Zone Accuracy .....	16

6.8. Calculation of Points.....	16
CHAPTER 7 – JUDGING.....	17
7.1. Work of the Judges .....	17
7.2. Judging Zone Accuracy .....	17
CHAPTER 8 – VIDEO CAMERAS.....	19
8.1. Use of Video Cameras .....	19
8.2. Video Review.....	19
8.3. Challenges.....	19
CHAPTER 9 – DETERMINATION OF CHAMPIONS.....	21
9.1. Event Champions .....	21
9.2. Tie-Breaks.....	21
9.3. Medals Awarded (Open and Intermediate).....	21
APPENDIX A – GENERAL COURSE SPECIFICATIONS.....	22
APPENDIX B – SPEED COURSE SPECIFICATIONS .....	23
B.1. Carved Speed Course Specifications.....	23
B.2. Not Used.....	23
APPENDIX C – DRAG COURSE SPECIFICATIONS .....	24
C.1. Drag-Distance Course Specifications.....	24
APPENDIX D – ZONE ACCURACY COURSE SPECIFICATIONS .....	25
APPENDIX E – LIST FOR DRESSED WEIGHT (DWIPE) AND ADDITIONAL INDIVIDUAL WEIGHT (AIW).....	27
APPENDIX F – EXAMPLES OF COURSE LAYOUTS.....	28
F.1. Speed Courses.....	28
F.2. Distance Courses .....	29
F.3. Zone Accuracy Course .....	29
APPENDIX G – RECOMMENDED STANDARD JUDGING SIGNALS.....	30
APPENDIX H – VIDEO REVIEW FORM.....	31
APPENDIX I – REJUMP FORM.....	32
APPENDIX J – CHALLENGE FORM.....	33

## **ACKNOWLEDGEMENTS**

The CSPA Judging Committee has prepared the Competition Rules under the authority granted to it by the CSPA Board of Directors.

Prior to 2016, this manual was developed and prepared by the CSPA Competition and National Teams Committee.

## LIST OF REVISIONS / CHANGES

<u>Date</u>	<u>Section</u>
April 2023	Revision: Definitions, 5.3.4, 5.3.7, 5.4.2, 5.4.3, 5.5.5, 5.5.6, 5.7.4, 5.9.1, 5.12.3, 6.2.1.1, 6.2.1.2, 6.7.2, 6.7.3, 8.3.7, 8.3.8, Appendix, A 6.3, Appendix B 1.4 (1), B 1.4 (2), Appendix C 1.1, C1.4, C 1.7 (1), remove C 1.7(2), C 1.7 (3) Appendix D 10 (1)1
March 2022	Revision: Chapter 2, 4.1.2, 5.2.3, 5.3.3, 5.3.6, 5.5.1, 5.5.4, 5.10.1(2), 6.8.1, 8.1.1, 8.3.5, 8.3.6, 8.3.7(3), Appendix B1.2, B1.4(2), Appendix C 1.1, Appendix J (new)
April 2020	Revision: 5.5.2., 5.5.4., 8.1.1., 8.1.2., 8.1.3., 8.1.4., 8.2.6., 8.3., 8.3.1, 8.3.2., 8.3.4., 8.3.5., 8.3.6., 8.3.7., 8.3.8., Appendix A.3, A4.2.3., A.4.3., A.6.1., A.6.4., A.9., Appendix C1.1., C1.7., C1.7.(2)., Appendix D.6., D.7., D.10., D.11.
May 2019	Revision: 8.1.1., A.3, A.8
May 2018	Revision: B.1.4.2
August 2017	Revision: 5.3.1., 6.2., 6.2.4., 6.7.5., D12
May 2017	Minor revisions: 5.3.1. (3), 5.3.3., 6.8., 7.1., 7.1.2., 7.1.3., 7.1.4., A.4.2.3., A.6.2., D.7., D.10., D.12. Appendix F diagrams replaced.
October 2016	Formatting
July 2016	Full Revision
June 2013	
June 2011	

## **CHAPTER 1 – CSPA AUTHORITY**

- 1.1 The Event will be conducted in accordance with PIM4B - Competition Rules – General Section and Canopy Piloting plus PIM 4A - Canadian National Parachuting Championships Hosting Manual. All participants accept and agree to abide by PIM 4B, PIM 4A and all other relevant CSPA regulations upon registration for the CNPC.

## **CHAPTER 2 – ABBREVIATIONS, DEFINITIONS OF WORDS AND PHRASES USED IN THESE RULES**

**AIW**—Additional individual weight that a competitor can carry as determined by the chart in appendix E.

**BODY**—The physical structure of a person, including clothing, footwear and the rig. No extensions of any kind or unnatural forms are considered body.

**CANOPY DOWN (CD)**—A situation in the Speed Event when a competitor's canopy makes surface contact prior to the competitor stopping the timing by breaking the sensor beam at G5 with his body. A pilot chute is not considered part of the canopy. The canopy may touch the ground as long as the competitor continues to fly the canopy in a controlled manner.

**CLOSED COURSE**—If for any reason, the Chief Judge (CJ), Event Judge (EJ) or the Meet Director decides to close the course, an orange smoke canister and/or other suitable indicators will be placed at the beginning of the course or in another appropriate location. The indicator type and location will be described during the pre-event competitors' briefing.

**CONTROL PROBLEM**—A condition of the parachute that makes it impossible to attempt a safe approach to the course.

**COURSE**—The designated path that competitors must navigate that is formed by gates and marked by sidelines in accordance with the details in Appendix A, B, C and D. Sidelines are part of the course.

**COURSE MARKER**—Devices that mark and indicate the boundaries of the course as shown in Appendix A.

**COURSE TECHNICAL DIRECTOR (CTD)**—A person appointed by the Organiser and accepted by the CNTC for that position. The CTD is responsible for the planning, setup and maintenance of the courses before and during the competition.

**DEFAULT RESULT(DR)**—A DR in all events is three points.

**DOWN-LANDING (DN)**—A landing where surface contact is made during the landing by any part of the body, other than the feet.

**DWIPE**—Normal dressed weight including clothing, footwear, parachute equipment and all other equipment worn on the jump but excluding AIW. See §5.3. "Equipment and Weights".

**ENTRY GATE (G1)** —See gate. The first gate on the course.

**EXIT GATE (G5)**—See gate. The last gate on the speed course.

**GATE**—Consists of two course markers or electronic sensors separated laterally by a variable distance as specified in Appendix A.

- (1) The Entry Gate (G1) is the first gate on the course.
- (2) The Exit Gate (G5) is the last gate on the course.
- (3) Water Gates (G1, G2, G3, G4) are the gates located on the water portion of the course.

**KITING/KITED**—The competitor keeps the canopy (excluding the pilot chute) flying without any surface contact by the canopy.

**LANDING**—A landing starts when any part of the competitor's body makes surface contact, excluding contact due to water drag, and ends with a complete stop. Any surface contact counts as landing for scoring purposes.

- (1) A water landing occurs when the landing ends with a complete stop in the water, but excludes Dragging Water
- (2) Stand-up landing(UP): A landing performed where no part of the body other than the feet comes in contact with the earth's surface.
- (3) In Distance, the surface contact of the landing must be within the boundaries of the course but the competitor does not have to remain within the boundaries of the course during the landing.
- (4) In CP Accuracy, the surface contact must be within the boundaries of the course and at least some part of the competitor's body must remain within the boundaries of the course during the landing.

**LANDING ZONE**—In the Zone Accuracy event, landing zones, denoted as Z1-Z9 and CZ, are defined areas within the boundaries of the course with assigned point values as specified in Appendix D.

**MARKER STRIKE (MS)**—In all events, when any part of the competitor's body or equipment comes into contact with a course marker, sensor, transmitter or any other fixed judging device and causes it to become non-functional or to need repair of any kind, as determined by the CJ or EJ.

**MINIMUM RESULT (MR)**—The MR in all events is zero points.

**MISSED ENTRY (ME)**—Not scoring G1 for any reason.

**NO WATER DRAG (NW)**—Not clearly showing surface contact with the water with any part of the body. Water movement due to compressed air or water dropping from the competitor are not considered water drag.

**OFF-COURSE LANDING (OC)**—A situation when part of a competitor's body makes surface contact outside the course while not simultaneously maintaining surface contact within the course.

**OPP**—Official practice period

**OUT-FLYING (OF)**—A situation when no part of a competitor's body remains within the course, at the course markers, and no surface contact occurs.

**PARACHUTE EQUIPMENT**—For the purpose of weight calculations described in §5.3.3., the parachute equipment is the parachute system (rig) and helmet, and any other piece of equipment the competitor may be using.

**RED CARD (RC)**—A penalty issued by authorized persons during the competition for actions that are or flying that is deemed unsafe or for unsporting behaviour as described in these rules and in The FAI/ISC Sporting Code: General Section.

**RESULT**—The point value of a score, after applying the calculation procedure in §6.8 or the points resulting from a DR or MR.

**SAFETY ZONE**—The areas outside the course as specified in Appendix A5.

**SCORE**—An evaluation by the judges of a competitor's achievement while navigating the course; e.g. time in seconds in Speed, distance in metres in Distance, points in Zone Accuracy. The minimum score is zero (0).

**SCORING A GATE**—A gate is scored when any part of the competitor's body breaks the imaginary plane between the course markers that make up the gate, or breaks the gate's electronic sensor beam.

**SCORING A WATER GATE**—To clearly show uninterrupted surface contact by performing a water drag with any part of the body, when passing through the imaginary line running between the leading (front) edge of the course marker at water level of a water gate.

**STAND-UP LANDING (UP)**— A landing where no part of the body other than the feet makes surface contact.

**SURFACE CONTACT**—The point at which any part of the competitor's body comes in contact with any part of the earth's surface including natural and/or man-made structures and materials.

**VERTICAL EXTENSION (VE)**—When a competitor passes between, but above the course markers that make up a gate, failing to score a gate. VE applies to gates as specified in the rules in paragraphs 6.1 to 6.7.

**VR**—video review.

**VRP**—video review panel.

**WATER GATE (G1-G4)**— For the Zone Accuracy, the gates located on the water portion of the course.

**WATER DRAG**—Surface contact made by dragging any part of the body on or through the water portion of the course.

**WATER LANDING (WL)**—A landing in the water portion of the course coming to a full stop in the water.

**YELLOW CARD (YC)**—A penalty, often recognized as a warning, issued by authorized persons during the competition for actions or flying that is deemed unsafe or for unsporting behaviour as described in these rules and in the Sporting Code: General Section. A YC may, but is not required to, be issued before a red card. Two yellow cards issued during a single competition are equivalent to and will have the same result as the issuance of a red card.



## **CHAPTER 3 – RULES SPECIFIC TO THE COMPETITION**

### **3.1. Aims of the Competition**

- 3.1.1. To determine the National Champions of canopy piloting.
- 3.1.2. To promote safety and develop canopy piloting training and competition.
- 3.1.3. To exchange ideas and strengthen friendly relations between sport parachutists, judges and support personnel.
- 3.1.4. To allow participants to share and exchange experience, knowledge, and information.

### **3.2. Not Used**

### **3.3. Not Used**

### **3.4. Program of Events**

- 3.4.1. The competition shall be comprised of three rounds in each of the events Speed, Distance and Zone Accuracy, as described in §4.
- 3.4.2. The CNPC host must specify in the bid the direction of the carve, left or right for Carved Speed.
- 3.4.3. The minimum number of rounds required for a valid event is one round. A valid competition requires a valid event for one round of each Speed, Distance and Zone Accuracy.
- 3.4.4. Not Used

### **3.5. Maximum Jumps per Day**

See PIM 4B General Section Competition Rules 5.2.12.

## **CHAPTER 4 – EVENT DESCRIPTIONS AND OBJECTIVES**

### **4.1. Competition-Format Events**

4.1.1. Carved Speed 70m: To navigate a parachute in as fast a time as possible through G1 to G5 while remaining within the boundaries of the carved course. See §6.1 and §6.2 for additional requirements regarding scoring.

4.1.2. Drag Distance 50m: To navigate a parachute as far as possible from the entry gate by dragging water at or before the leading edge of G1, flying through G1 and G5 (50m), and landing within the boundaries of the course. See §6.1 and §6.5 for additional requirements regarding scoring.

4.1.3. Zone Accuracy: To navigate a parachute through G1, perform a water drag through as many of the water gates as possible, and continue on to land precisely within a landing zone. See §6.1 and §6.7 for additional requirements regarding scoring.

### **4.2. Not Used**

## **CHAPTER 5 – GENERAL RULES**

### **5.1. Wind Conditions and Indicators**

5.1.1. The maximum allowable wind speed as measured by an anemometer is 7 m/s in any direction, except for Zone Accuracy where it is 5 m/s in any direction.

5.1.2. There must be an anemometric wind-measuring system, which must function without interruption and have its location and height (minimum of 6 metres AGL) decided by the CJ and which shall be checked at 10-minute intervals. If the winds exceed 5 m/s, it shall be monitored constantly until the winds have remained below 5 m/s for at least 5 minutes. In Zone Accuracy, if the winds exceed 3m/s, it shall be monitored constantly until the winds have remained below 3m/s for at least 5 minutes.

5.1.3. A windsock capable of responding to winds of at least 2 m/s shall be positioned within 50 metres of the course.

5.1.4. A wind direction indicator (streamer) capable of responding to winds of less than 2 m/s shall be mounted on a pole within 20 metres of G1.

5.1.5. The CJ will determine the positions of the windsock and wind direction indicator, ensuring that both are fully visible for competitors approaching the course. This determination is not subject to protest.

### **5.2. The Minimum Exit Altitude on One Pass**

5.2.1. 1200 metres (4000 ft) AGL with 1 or 2 competitors.

5.2.2. 1500 metres (4800 ft) AGL with 3 or 4 competitors.

5.2.3. 2000 metres (6500 ft) AGL with 5 of 6 competitors.

### **5.3. Equipment and Weights**

5.3.1.

- (1) All competitors must wear a hard-shell protective head cover.
- (2) Footwear that covers the whole foot must be worn by all competitors.
- (3) Failure to wear protective head covering and footwear as per (1) and (2) while navigating a competition course will result in the minimum score for that round.

5.3.2. Protective equipment may be worn and is strongly recommended. It must not hinder the competitor's parachute equipment or compromise safety, as determined by the Meet Director or designated Dropzone Safety Officer.

5.3.3. At the time of the weighing carried out by the Chief Judge or a person designated by the CJ, DWIPE is calculated and recorded. DWIPE is the basis to define the maximum amount of additional individual weight allowed in accordance with the list in Appendix E.

5.3.4. A deviation of one kilogram on DWIPE measured in 5.3.3 will be allowed. This deviation is allowed to cover discrepancies between different scales used or a competitor being wet if weighted after the jump. (The 1 Kg deviation is subtracted from the measured weight to give the competitor potentially more extra weight according to Addendum E)

5.3.5. Any additional weight components must have a single-handle quick-release system. The release handle must be located on the front part of the competitor's torso, be freely accessible and be made in such a way as to allow it to be quickly operated by a rescue person in case of an emergency. It must not come loose by itself and must be acceptable to the Meet Director or designated Dropzone Safety Officer.

5.3.6. A scale capable of indicating the weight in increments of 1/10 of a kilogram must be provided to the competitors. A second identical scale must be available to the Chief Judge, if requested.

5.3.7. The Chief Judge will determine random-competitor-weight-check selection during the competition after any competition jump.

## **5.4. Official Practice Period**

5.4.1. The official practice period (OPP) is the period before the official start date of the competition.

5.4.2. The organizer must provide the opportunity for practice jumps for the competitors per PIM4B General Section Competition rules 5.2. Only the announced event may be trained in the announced times. Free time frames may also be announced for competitors to train any event of their choice.

## **5.5. Jump Order and Exit Assignment**

5.5.1. A random draw is performed to determine aircraft load and pass assignment. Within an exit pass, the exit order will be determined by the competitors, supervised and recorded by a person designated by the Chief Judge or Event Judge.

5.5.2. There will be a maximum of four (4) competitors per pass.

The exit delay between competitors must be such as to ensure safe separation and time to allow for any Judging and course maintenance. Any competitor in violation of this rule, as determined by the EJ, will receive the MR and may also receive a YC.

5.5.3. A person designated by the Meet Director will supervise and record the exit order assignment within each pass as determined by the competitors.

5.5.4. The competitors involved will receive an MR if the EJ or CJ is not notified of any change to the exit order assignment before the 15-minute call prior to boarding.

5.5.5. The order of exit passes will be rotated by 20%, rounded down, with the start of a new round in any event on a subsequent day. The rotation will be done by taking the first 20% of the jump order and placing them at the end of the jump order. The Meet Director may also use the same procedure to rotate the order of exit passes when starting a different event on the same day.

5.5.6. The Meet Director may make and use an updated reverse combined jump order for any round of any event if time permits. In this case the 20% rotation is not additionally required

5.5.7. By mutual agreement of the Meet Director and CJ, one event may begin prior to the completion of another event. The prior event may be completed later in the competition. No event holds a higher priority over any other event.

5.5.8. Where there is the option of a dual-entry setup into the course, one that permits navigating the course in more than one direction, the option can be selected for a complete round only. The course configuration must remain as described in the bid.

## **5.6. Safety Violations**

5.6.1. Competitors shall exit the course immediately after landing. A yellow card may be issued by the CJ or EJ for failing to comply with this rule and consequently creating a hazard for another competitor unless the circumstances are beyond the competitor's control as determined by the CJ or EJ.

5.6.2. A CJ or EJ may issue a yellow card to a competitor for a safety violation. They will be issued in general for unsafe actions, such as (but not limited to) low turns, low approaches, lack of sufficient canopy control, or erratic canopy handling.

5.6.3. A second yellow card is the equivalent of the issuance of a red card as per 5.6.5.

5.6.4. The CJ, EJ, or the Meet Director may issue a red card without a prior yellow card for any action that presents immediate danger and safety hazard to the competitor or others on the ground. Examples of this include but are not limited to low approaches over the crowd or flying the canopy in an uncontrolled manner into any person or objects inside or outside of the course.

5.6.5. The issuance of a red card will result in the disqualification of the competitor from further participation in the competition, including the deletion of any results already achieved during the competition. The competitor will be marked as "disqualified" and will be listed in the ranking list after all other competitors.

5.6.6. Safety violations observed during practice rounds may result in a warning given to the competitor by the CJ, EJ, or Meet Director that further safety violations may result in a YC or an RC.

CSPA PIM 4B © April 2023

This is a controlled document. The only official version of this document is the version of the document on the CSPA website.

All printed versions (ie. hard copies) are not official versions.

## **5.7. Safety Issues**

5.7.1. The CJ or the Meet Director may suspend a competition at any time if wind or weather conditions are deemed to pose a safety hazard to the competitors even if the conditions are within the wind limits. The Meet Director must then notify the pilot to stop dropping competitors.

5.7.2. The aircraft pilot will signal the competitors when they are clear to exit. All the competitors will be briefed on the specific exit and spotting signals at the pre-event competitors' meeting.

5.7.3. The Meet Director will inform the competitors via the pilot of any exit order or exit altitude changes or that the dropping of competitors must be stopped. The Meet Director must inform the CJ/EJ of any such changes or stopping of jumping.

5.7.4. Competitors must enter the course in order of exit. There must be sufficient exit delay between competitors to ensure safe separation and allow time for any judging and course maintenance. However, if it is not possible to enter the course in order of exit due to circumstances beyond the control of the competitor, the competitor may enter the course (provided there is no conflict with other competitors) and receive the assessed score as determined by the Judges.

5.7.5. During all events, a person, appointed by the CJ, shall be equipped with an audible warning device in order to make competition personnel aware of approaching competitors by the following signals:

- 5.7.5.
- (1) Three (3) short signals indicating the exit of competitors from the aircraft
  - (2) One (1) long signal, when each competitor initiates the turn into the final approach. At this time, competition personnel must clear the course and take positions alongside the course.

## **5.8. Equipment Control Problem**

A control problem is a condition of the parachute that makes it virtually impossible to attempt a safe approach to the course.

5.8.1. A competitor experiencing a control problem or malfunction requiring the use of the reserve canopy must not navigate the course and must utilize an alternate landing area if safe to do so.

5.8.2. A competitor experiencing a malfunction of the main parachute canopy that creates a control problem without requiring a canopy release shall not land (or attempt to land) on the course.

5.8.3. A qualified person shall be appointed by the CJ and will make an inspection of the equipment immediately after the competitor has landed to confirm that the competitor did suffer a malfunction that was not created by the competitor himself (e.g., packing error). The competitor must not disturb the canopy condition or equipment prior to inspection.

## **5.9. Rejumps Due to Equipment Problems**

5.9.1. A competitor experiencing a control problem or malfunction, not created by the competitor himself, as per 5.8, will be granted only one rejump during the competition, otherwise the actual score of the affected jump will be applied.

## **5.10. Rejumps Due to Weather Conditions**

5.10.1. If the wind exceeds the maximum limit at any time in the period from when the competitor initiates the turn to final approach to when the landing of the competitor ends, the following applies:

- (1) In Distance and in Speed, no score will be awarded and the competitor shall make a rejump.
- (2) In Zone Accuracy and Freestyle, the competitor may accept the achieved score within 10 seconds after receiving the assessments from the jump from the CJ or EJ; otherwise a rejump for this round shall be made.
- (3) If winds exceed 5 m/s in Speed and Distance or 3 m/s in Zone Accuracy and change direction more than 90 degrees within 2 seconds (as measured and recorded automatically by an electronic device), a competitor landing within 30 seconds after the wind change must be offered a rejump by the EJ or CJ. The competitor's decision for the rejump must be made within 10 seconds of being advised of this offer; otherwise the score for the jump is automatically accepted and recorded.

5.10.2. If a competitor experiences adverse weather conditions as determined by the CJ or EJ, the competitor will be offered a rejump. The competitor's decision for the rejump must be made within 10 seconds of being advised of this offer; otherwise the score for the jump is automatically accepted and recorded.

### **5.11. Rejumps Due to Outside Interference**

5.11.1. A competitor who suffers interference, on the ground or in the air from other competitors, jumpers, or temporary objects, as determined by the CJ or EJ, will be offered a rejump.

5.11.2. At the sole discretion of the CJ or EJ, any other competitor suffering interference as a result of a competitor not clearing the course will be offered a rejump.

5.11.3. At the sole discretion of the CJ or EJ if two or more competitors approach and/or enter the course close together and in the process create interference between each other, a rejump may be offered to one, both or neither competitors.

5.11.4. The competitor's decision for the rejump must be made within 10 seconds of being advised of this offer; otherwise the score for the jump is automatically accepted and recorded.

### **5.12. Rejumps Due to Technical Factors**

5.12.1. If the electronic timing and scoring system in the Speed event malfunctions and is unable to produce a score, a rejump will be awarded to those competitors affected.

5.12.2. If a course marker or any technical scoring equipment has been rendered non-functional for any reason and cannot be repaired before the next competitor navigates the course, the next competitor(s) will be awarded a rejump only if the damaged course marker or technical scoring equipment adversely affects the scoring process for a competitor as determined by the CJ or EJ.

5.12.3. In the event of a closed course, competitors are not allowed to enter or navigate the course. A yellow card may be issued if the competitor navigates the course creating a dangerous situation.

5.12.4. If it is not safe to stay outside of the course and/or an alternative landing area is not available, the competitor may make a normal, non-aggressive landing on the course.

5.12.5. A competitor complying with the above will be granted a rejump as decided by the EJ or CJ, otherwise an MR will be applied for that jump.

5.12.6. Malfunctions of the electronic timing and scoring or video camera system, which have no influence on the competitor's performance because of ME or MX are not grounds for a rejump or protest.

### **5.13. Rejump Procedures**

5.13.1. Each competitor who is granted a rejump must receive a Rejump Form from the EJ or CJ to be handed in to the Meet Director.

5.13.2. The competitor must make the rejump at the earliest opportunity as determined by the Meet Director, who will inform the CJ, before the 15-minute-call is made, on which load and in which exit order the re- jump will be performed.

5.13.3. Competitors requesting or receiving a rejump are responsible for any costs incurred for the jump. They must make the rejump at the earliest opportunity and must inform the EJ of their load number and exit order. Otherwise Minimum Result (MR) will apply.

## **CHAPTER 6 – SCORING**

### **6.1. Scoring in All Events**

6.1.1. If not otherwise specified, §6.1 applies to all events.

6.1.2. Scoring G1 in all events will yield at least a default result (DR), unless there is a disqualification.

6.1.3. Except in the case of an ME or disqualification, if out flying, marker strike, off-course landing, canopy down, vertical extension, or no water drag (OF, MS, OC, CD, VE, NW) penalty is applied for a jump after G1 has been scored, the result for the jump will be a DR.

6.1.4. A Minimum result (MR) applies for a jump in the following situations:

- (1) Missed entry (ME) assessed, no matter where the competitor lands
- (2) Failure to wear a protective helmet while navigating the competition course
- (3) Failure to notify a change in the jump order or creating interference, as determined by the CJ or EJ (see §5.5.4)
- (4) Exceeding the AIW allowed as per Appendix E

### **6.2. Scoring in Carved Speed 70 metres**

6.2.1. The competitor must break the sensor beam(s) with some part(s) of the body at G1 to start and at G5 to stop the timing and at least some part of the competitor's body must remain within the boundaries of the Carved Speed course from G1 through G5.

6.2.1.1. Out flying (OF) and vertical extension (VE) will be applied at gates G2 through G5.

6.2.1.2. Off-course landing (OC) applies after G1 has been scored, but before G5 has been scored.

6.2.2. Surface contact by the competitor within the boundaries of the course is permitted as long as the competitor keeps the canopy kited so that no canopy down (CD) occurs before the competitor has scored G5 with some part of the body. CD after G5 has been scored does not affect the score achieved.

6.2.3. A competitor's score for the jump is the time taken to navigate the course and is measured to the thousandth of a second.

**6.2.4. Intermediate Class:**

- a) The competitor must break the sensor beam(s) with part(s) of the body at the modified 3 metre G1 to start the timing and at the 1.5 metre G5 to stop the timing.
- b) Vertical Extensions (VE) apply to G1 & G5.
- c) Vertical Extensions (VE) will not apply to G2, G3, & G4.

### **6.3. Not Used**

### **6.4. Not Used**

6.4.1. Not Used

### **6.5. Scoring in Drag Distance 50 metres**

6.5.1. The competitor must drag water at some point before or at G1, otherwise no water drag (NW) applies.

6.5.2. Touching water within the course is allowed.

6.5.3. Off-course landing (OC) applies. Vertical extension (VE) will be applied at G5 at 50 metres.

6.5.4. The competitor's landing must start and come to a complete stop within the boundaries of the course. Off- course landing (OC) applies if surface contact occurs outside of the course and no part of the competitor's body remains in surface contact within the boundaries of the course at the same time.

6.5.5. A competitor's score for a landing as in §6.5.4 will be:

- (1) 35 metres if the landing is between G1 and G5 or surface contact was made with the land portion of the course before G5.
- (2) 50 metres if the landing is at G5
- (3) The measured distance for landing farther than 50 metres to the point on the course that has been touched during landing which is closest to G1, measured in metres to the second decimal.

#### 6.5.6. Intermediate Class:

The competitor is not required to drag water as per 6.5.1 and must pass between the modified (3 metre) G1, and G5 gates to attain a Performance Score.

### **6.6. Not Used**

### **6.7. Scoring in Zone Accuracy**

6.7.1. The competitor's landing must start and come to a complete stop within the boundaries of the course. OC applies if surface contact occurs outside of the course and no part of the competitor's body remains in surface contact within the boundaries of the course at the same time.

6.7.2. A competitor must earn Water Gate Drag points for at least one Water Gate to be awarded landing zone points. Points are awarded for each Water Gate Drag of a Gate. Point values for Water Gates are as in Appendix F. No water gate points will yield a DR.

6.7.3. A competitor must earn landing zone points for at least one landing zone to be awarded Water Gate Drag points. Landing in water after scoring G1 will yield a DR. Landing Zone point values are as in appendix F. The competitor is awarded the score of the zone with the lowest point value that was touched during the landing. No landing zone points will yield a DR.

6.7.4. A competitor's score for a round in Zone Accuracy is the sum of Water Gate points and Landing Zone score minus 10 points for failure to perform a stand-up landing (UP).

#### 6.7.5. Intermediate Class:

- a) The competitor must pass between the modified (infinity) G1 gate and attempt to land in the Centre Zone (CZ) or Landing Zones Z1 through Z10.
- b) The competitor must earn points at one (1) Water Gate to be awarded Landing Zone points.

### **6.8. Calculation of Points**

The calculation to convert the scores (the ranking calculation) of each round into points is as follows:

6.8.1. The competitors are ranked in each round of each event using the actual score collated for the round (Distance and Zone Accuracy, highest score first, Speed, lowest score first).

6.8.2. Distance and Zone Accuracy: The score of the top ranked competitor in each round is set to 100%, expressed as 100 points. The remaining competitors' scores of the round are calculated as a percentage of the top ranked competitor's result – expressed in points, calculated to the third decimal place with no rounding applied.

6.8.3. Speed: Each recorded score is raised to the power of 1.333, calculated and displayed to the third decimal with no rounding applied. The resulting calculated score of the top ranked competitor in each round is set to 100%, expressed as 100 points. The remaining competitors' scores for the round are calculated as the inverse percentage of the top ranked competitor's result, expressed in points, and calculated to the third decimal place with no rounding applied.



## CHAPTER 7 – JUDGING

### 7.1. Work of the Judges

7.1.1. The CJ will organize a judges' conference prior to the start of the competition. All judges shall attend the conference.

7.1.2. Not used.

7.1.3. Judges-in-training and other volunteers may be used in addition to the panel of judges provided they are under the direct supervision of the CJ or Chief Judge of Training.

7.1.4. Each jump must be judged by at least six members of the panel of judges.

7.1.5. Not Used.

7.1.6. Judges will be strategically positioned at the course according to the needs of the specific event and to the technical equipment in use for the specific event as determined by the CJ or EJ.

7.1.7. In all events, the assigned judges will use the respective signals or methods as determined by the CJ to indicate the scores.

- (1) Failure to score the gates is indicated by the assigned judge with the respective signal.
- (2) Scores for the landing in Zone Accuracy, including UP, and in drag distance are noted on independent score sheets by two different scorers. They are transmitted to the scoring processor by means determined by the CJ.
- (3) The judges must record any rule violation of a competitor (i.e., ME, MS, OF, OC, VE, CD, exit order mix- up, interference, control problems, etc.) as well as the need for a video review (VR), for any reason.
- (4) All judges shall watch for unsafe canopy flight by competitors. If a judge witnesses what he/she feels was an unsafe act, they shall inform the Chief Judge so that a YC or RC may be issued, if so decided.

### 7.2. Judging Zone Accuracy

7.2.1. In addition to a judge monitoring G1 and G5, there will be one judge assigned to each Water Gate, G2, G3, & G4. There will also be at least two judges assisting the EJ in the Landing Zones. Where the number of rated judges are not available, competent assistants, as determined by the EJ, CJ or Meet Director may be assigned to some of the Water Gates and the Landing Zones.

7.2.2. Judges at the water gates will be in line with the gate they are judging. They are responsible for determining whether part of the competitor's body stayed in contact with the surface of the water when passing through the imaginary line between the markers on the surface. If available a video-assisted water gate-observation system may be added for judging purposes on one or more gates at the discretion of the EJ.

7.2.3. At G1 through G4 judges indicate, by holding up the gate-number sign, when a competitor **DOES NOT** earn points for the respective gate.

7.2.4. The judge at G1 or G5 will indicate an ME or MX by showing the respective signal (blue-white-checkerboard sign or as directed by the EJ).

7.2.5. All indicated signals by the judges must be recorded by 2 independent scoring units on a scoring sheet and will later be double checked.

7.2.6. The competitor's landing zone shall be recorded, using the appropriate abbreviation as found in the definitions at the beginning of this chapter.

7.2.7. Judges assigned to Landing Zones may be positioned so that they are able to evaluate more than one zone.

- a) A Landing Zone judge indicates the landing zone with the lowest value, which is the first touch on the surface during landing by the competitor.

- b) A Landing Zone judge indicates the landing zone in which the competitor has stopped, provided this stop occurs in a Landing Zone with a Negative Value or is OC (with the appropriate signal).
- c) Any Stand up (UP) is indicated by the judge with the appropriate signal.

7.2.8. After a competitor lands, those assigned to course maintenance will quickly adjust or repair the zones if necessary and everyone will clear the course to prepare for the next competitor.

## **CHAPTER 8 – VIDEO CAMERAS**

### **8.1. Use of Video Cameras**

8.1.1. In each event there must be a video camera system set up, which must be capable of reduced speed playback. The system must include audio and record all cameras on a hard drive. Images from all cameras must be synchronized and be accessible instantly. It must be a secure closed system with media access limited to the Judges Panel and not linked to the internet.

8.1.2. The Video camera system or electronic system will be used as an additional tool to verify the score at the discretion of the CJ/EJ in any event.

8.1.3. The positioning of the cameras shall be event related for course surveillance in general and for the specific requirements in each event for gates, entries into the course and landing areas. The positioning of cameras will not be grounds for protest.

8.1.4. If the CJ/EJ decides that the video-set-up at the course allows for video judging of all or parts of the course, the minimum evaluation principles (§7.1.4) apply for video judging.

### **8.2. Video Review**

8.2.1. At the request of a member of the judging panel and if the VR has been recorded on the judge's score sheet, the CJ/EJ shall order a review of the jump in question at the earliest opportunity.

8.2.2. The video review request will be noted on a Video Review Form, which must be handed to the Chief Judge, to initiate the VR procedure.

8.2.3. The VRP of three persons is composed of the CJ and/or EJ, and if possible, the panel member that requested the review, and/or one other judge.

8.2.4. A VR cycle is comprised of a maximum of three viewings of part(s) of the jump in question. Reduced speed playback may be used after the first viewing.

8.2.5. At any time during the review process and without discussion, the judges will render their decision using the following procedure:

- (1) Confirmation of the assessment on the judge's original score sheet
- (2) Determination of the outcome of a VR using a voting process overseen by the CJ/EJ: Any decision must be rendered clearly by "YES" or "NO" only, (i.e., by thumbs-up-thumbs-down on command or by indication of a "Y" or "N" on paper etc.,) without any application of in-between decision possibilities or options other than "YES" or "NO".
- (3) The initial assessment on the score sheet can only be changed with a unanimous decision of the video review panel.
- (4) A majority decision of a video review panel leaves the initial assessment unchanged. If no initial assessment was made for any reason on the score sheet, the majority vote will be used as the decision.

8.2.6. The CJ/EJ will review the decision of the video review panel, document the result on the Video Review Form and adjust the competitor's score on the score and result list, if applicable.

8.2.7. The scores will not be final until the data and/or recording media are reviewed, if necessary. The CJ shall be responsible for determining a competitor's final result and place.

### **8.3. Challenges**

8.3.1. Competitors shall be entitled to invoke a video review challenge in the distance, carved speed, and zone accuracy events.

8.3.2. Competitors may only challenge judging calls assessed to their own performance.

8.3.3. The challenge must state the single gate, zone, or penalty indicator that is being challenged.

8.3.4. No challenge shall be accepted for which the gate, zone, or penalty indicator is not covered by a functioning official camera covered under section 8.1. If a video review was already performed on the gate, zone, or penalty indicator by request of a judge before the official score was posted, it cannot be challenged by the competitor.

8.3.5. The fee to invoke a challenge is \$75. The CJ will give the challenge fees retained to the CSPA Office.

8.3.6. The Challenge Form (Appendix J) and fee must be submitted to the chief judge within one hour of posting of the relevant score.

8.3.7. The video review for a challenge will be conducted in accordance with section 8.2. regarding Video Review, except for section 8.2.3. The Judge, whose assessment is being challenged will not be on the VRP.

- (1) The competitor will be given the opportunity to watch the video(s) in question after the completion of the review.
- (2) If during the review process, the video cannot be retrieved or is deemed un-judgeable, the score will remain unchanged, the fee returned to the competitor, and the competitor shall retain their right to further challenges during the competition.
- (3) If the judges' decision is upheld by the review, the score shall remain unchanged, the challenge fee shall be retained by the CJ, and the competitor will no longer have the right to invoke further video review challenges again during the competition. Fees retained will be forwarded to the CSPA Office.
- (4) If the video review results in a decision favourable to the competitor, the posted score shall be changed as appropriate, the challenge fee shall be returned to the competitor, and the competitor shall retain their right to further challenges during the competition.

8.3.8. Competitors may submit multiple challenges for the same jump for the single fee in a declared sequential order until losing a challenge.

- (1) Each separate challenge is processed in the order requested by the competitor.
- (2) After the first failed challenge, the remaining challenges will not be reviewed, the posted score will be changed for the prior successful challenges, and otherwise 8.3.7(3) will apply.
- (3) If all challenges are successful, 8.3.7(4) will apply.
- (4) All challenge fees retained by the CJ will be turned over the Executive Director of CSPA and deposited to the Team Trust Fund (FPA)

## **CHAPTER 9 – DETERMINATION OF CHAMPIONS**

### **9.1. Event Champions**

9.1.1. Individual Event Champion - Open and Intermediate: In each valid event, Speed, Distance or Zone Accuracy, the individual Champion of an event is the competitor with the highest aggregate number of points from all completed rounds in that particular event.

9.1.2. Combined Champion - Open and Intermediate: The competitor with the highest aggregate combined number of points from all three valid events. If there are less than three valid events, there will be no Combined Champion. The maximum number is 900 points

9.1.3. Not Used

### **9.2. Tie-Breaks**

9.2.1. In any specific event, if two or more competitors have the same cumulative total number of points in the first three places of an event, the following procedures will be applied in the order listed to break the tie:

- (1) One tie-breaking jump in the specific event.
- (2) If a tie break jump is not possible, first the highest result, then the second highest result, then the third highest result in any of the completed rounds in this specific event and so on until the tie is broken.
- (3) If the tie cannot be broken the competitors will be placed with the same ranking.

9.2.2. For the combined champion, if two or more competitors have the same cumulative total number of points in the first three places in Overall, the following procedures will be applied in the order listed to break the tie:

- (1) First the highest result, then the second highest result, then the third highest result in any of the completed rounds, and continuing until the tie is broken.
- (2) If the tie cannot be broken the single best distance score in a completed round will have the higher standing.
- (3) If the tie cannot be broken the competitors will be placed with the same ranking.

### **9.3. Medals Awarded (Open and Intermediate)**

9.3.1. Speed Champion: 1st Place, 2nd Place, 3rd Place

9.3.2. Distance Champion: 1st Place, 2nd Place, 3rd Place

9.3.3. Zone Accuracy Champion: 1st Place, 2nd Place, 3rd Place

9.3.4. Combined Champion: 1st Place, 2nd Place, 3rd Place

9.3.5. Not Used

## **APPENDIX A – GENERAL COURSE SPECIFICATIONS**

A.1. All courses must begin over a body of water.

A.2. All courses must be 10 metres wide over the total length of the course.

A.3. The body of water must be a minimum of 15 metres wide and at least 65 metres long.

A.4. Where applicable, the body of water must provide a minimum safety area of 20 metres before G1. However, if the location allows, the safety area is recommended to be as large as possible.

A.4.1. The body of water must provide a min. depth of 0.60 metres over the minimum width from the beginning of the pond to G2.

A.4.2. The minimum requirements for the depth of the pond beginning at G2 and sloping gradually up to the end of the pond is permitted, as long as a minimum depth is provided of:

- 0.50 metres at G3, to
- 0.40 metres at G4.

A.4.2.3. Not used.

A.4.3. For safety reasons, the water level must be kept high enough to provide a smooth transition from the water level to the ground surface around the exit sides of the pond (maximum 5cm allowance).

A.4.4. If the water is deeper than 1.5 metres, safety boat and rescue personnel are mandatory.

A.5. All courses must have a safety zone of 5 metres along both sides, and at the end of the course between the course sidelines and the spectator areas, indicated by marking devices, which shall not be higher than 5 metres and acceptable to the CJ and CTD.

### **A.6. Gate Area and Target Area**

A.6.1. The gate area is the part of the course between G1 and G5 in Carved Speed and Drag Distance, in Zone Accuracy the gate area is from G1 to the waterline.

- (1) On a straight course the distance between G1 and G5 is 50 metres; on a carved course the distance is 70 metres measured along the centreline.
- (2) The distance between G1 and the demarcation line between Zone 1 and Zone 2 is 50 metres.

A.6.2. Course markers for G1 in all events, G2, G3, G4 and G5 in Carved Speed and in Drag- Distance must be a minimum of 0.20 metres in diameter and 1.5 metres in height (+/- 5cm), measured from the surface. They must be fixed in position in such a way that the centre axis of the marker may only move a maximum of 10 cm from their approved position.

Course markers G1 and G5 for the Intermediate event must be 3 metres high for Speed and Distance and are of infinite height for G1 in the Zone Accuracy event.

A.6.3. Course markers G2 through G4, if not specified otherwise, may be marker buoys with a minimum diameter of 0.20 metres.

A.6.4. The target area is the part of the course after the waterline, which must be indicated by sidelines made of line-type material, or markings clearly visible from above. The water line must be clearly indicated.

A.8. All courses and video cameras/systems must be acceptable to the CJ. For the Speed event there must be a spare course marker with the appropriate colour for each side of the course, readily available to replace a broken one.

A.9. For the speed event there must be an electronic device to display the achieved time synchronized with the Speed Timing System or the Scoring System. It should be located close to the course visible to competitors and spectators.

## **APPENDIX B – SPEED COURSE SPECIFICATIONS**

### **B.1. Carved Speed Course Specifications**

B.1.1. The course between G1 and G5 shall be 70 metres long measured along the centreline of the course.

B.1.2. The course shall have an angle of 75° and a radius of 53.48 metres measured along the centreline.

B.1.3. Electronic sensors must be set up to give a course length of 70 metres, measured along the centreline.

B.1.4. At G1 and G5 a double sensor system shall be installed, subject to approval by the CJ

(1) The electronic sensors shall be placed inside (after) G1 and outside (after) G5. The sensors should be offset the same amount from the same amount from the Gate Markers G1 and G5 respectively.

(2) The Sensors should be placed at the same level as the top of the course markers at G1 and G5. If installed, the lower sensor should be placed at approximately 0.9 m below the upper sensor.

B.1.5. There shall be 5 pairs of course markers incl. G1 and G5 evenly spaced over the length of the course.

(1) The course markers on the inside of the course shall be of a contrasting, and of a darker color than on the outside curve, as seen from above.

(2) The course markers of G1 and the inside curve course markers on the water portion of the course, should be of the inflatable type, providing a course width of approx. 10 metres.

(3) A minimum of 10 metres at the end of the course must be out of the water.

B.1.6. The carve direction must be specified day prior to the event starting, but preferably on the start date of the multi-discipline CNPC. The carved course can be carved in any direction, left or right.

B.1.7. One video camera must be set up on a tripod or other fixed platform at the height of approx. 1.5 metre, allowing it to be lined up with the gates from G1 through G5 for panning the course from entry to exit gate.

B.1.8. All courses must be acceptable to the Meet Director and Chief Judge, variance from the above specifications are allowed if deemed appropriate by the course technical director.

### **B.2. Not Used**

## **APPENDIX C – DRAG COURSE SPECIFICATIONS**

### **C.1. Drag-Distance Course Specifications**

C.1.1. Beginning at G5, metric measurement tapes having a combined minimum length of 200 metres, must run down one side of the course. The tapes must show increments of 1 cm, be flat on the surface, and if applicable, on top of the course marking device.

C.1.2. The 50-metre line shall be visibly marked.

C.1.3. The current Canadian Record shall be visibly marked.

C.1.4. At 50 metres from the Entry Gate course markers with a height of 1.5 metres +/- 5cm and a minimum diameter of 0.20 metres shall mark Gate 5 (G5).

C.1.5. Attachment devices used on the course shall be placed in such a way, that no obstacle or hazard is created for anyone on or around the course.

C.1.6. All devices and the positioning of them must be acceptable to the CJ and/or EJ.

C.1.7. Course length

- (1) Venue sites require a minimum course length of + 50 metres over the current Canadian record.
- (2) A video assisted distance measurement system may be installed as a judgement tool.
- (3) All courses must be acceptable to the Meet Director and Chief Judge, variance from the above specifications are allowed if deemed appropriate by the course technical director.



## **APPENDIX D – ZONE ACCURACY COURSE SPECIFICATIONS**

- D.1. The course consists of two rows of markers that form a series of four gates, and also the landing zones.
- D.2. The body of water will cover 44 (+/- 1m) metres from entry gate G1, to the waterline. The waterline may be additionally marked if deemed necessary by the CJ.
- D.3. Water gates G1 through G4 are approximately 12 metres apart from each other.
- D.4. The distance from water gate G4 to the waterline shall be 8 metres +/- 1 metre.
- D.5. The distance from G1 to the line between Zone 1 & Zone 2 is 50 metres.
- D.6. Landing zones: The shape, dimensions and point value of the landing zones must be as depicted in Appendix F.
- D.7. Demarcation-lines mark the areas separating each zone. As with the sidelines, they must be made of material to minimize injury, to be able to be quickly repaired, to be wide enough so to be clearly visible from above and must be acceptable to the CTD and the CJ.
- D.8. Centre Zone demarcation lines must be of a contrasting color to the other zone demarcation lines.
- D.9. Zone 7 must have indicators outside of the zone, to indicate its location (i.e. flags etc.).
- D.10. Zone Lines
- (1) The Zone Demarcation lines belong to the zone with the higher point. Sidelines are part of the adjacent zones.
  - (2) The line at the end of zone 10 is defined as part of zone 10.
- D.11. The zones must be filled & covered with a material designed to minimize injury and must be acceptable to the CTD. The accuracy pit should be filled with Pea Gravel, or similar material, ranging from 2 mm to 10 mm in diameter, and the pit should have a filled depth of at least 30cm. The Pea Gravel should be level with any part of the course or land that is adjacent to it, i.e. the edge of the pond, or the continuation of the Distance course for example
- D.12. Dimensions of the Zones

The depth of zones will be:	The point value for the zones will be:
G1 - 12 metres	Zone 1 3
G2 - 12 metres	Zone 2 11
G3 - 12 metres	Zone 3 19
G4 - 8 metres (+/- 1)	Zone 4 27
Zone 1 - 6 metres (+/- 1)	Zone 5 34
Zone 2 - 6 metres	Zone 6 41
Zone 3 - 5 metres	Centre Zone 50
Zone 4 - 4 metres	Zone 7 46
Zone 5 - 3 metres	Zone 8 48
Zone 6 - 2 metres	Zone 9 25
Centre Zone - 2 x 1 metres.	Zone 10 5
Zone 7 - 2 x 3.5 metres	
Zone 8 - 2 x 1 metres	
Zone 9 - 2 metres	
Zone 10 - 4 metres	

- D.13. There shall be a video camera at G1 that gives a view of G1 and the immediate water area (if 4.6 is not installed and a camera for use at the end or side of Zone 8, elevated if possible).
- D.14. A water gate video-camera system may be installed, synchronized to one or more monitor screens as a judging tool.

D.15. All courses must be acceptable to the Meet Director and Chief Judge, variance from the above specifications are allowed if deemed appropriate by the course technical director.

D.16. Sidelines are the boundaries of the course and are part of the course.

D.17. The use of electronic sensors is optional for acoustic or visual enhancement purposes of the performance of the competitor. A failure in operation of the system in these events has no judging or scoring relevance.

## APPENDIX E – LIST FOR DRESSED WEIGHT (DWIPE) AND ADDITIONAL INDIVIDUAL WEIGHT (AIW)

Note: The maximum AIW allowed is 15.9 Kg.

DWIPE (kg)	AIW (kg)	Total Weight (kg)	DWIPE (kg)	AIW (kg)	Total Weight (kg)
<77.2	15.90	93.10	<89.0	7.60	96.60
<77.6	15.60	93.20	<89.5	7.30	96.80
<78.1	15.30	93.40	<89.9	7.00	96.90
<78.5	15.00	93.50	<90.4	6.70	97.10
<79.0	14.60	93.60	<90.8	6.40	97.20
<79.5	14.30	93.80	<91.3	6.00	97.30
<79.9	14.00	93.90	<91.7	5.70	97.50
<80.4	13.70	94.10	<92.2	5.40	97.60
<80.8	13.40	94.20	<92.6	5.10	97.70
<81.3	13.00	94.30	<93.1	4.80	97.90
<81.7	12.70	94.50	<93.6	4.50	98.00
<82.2	12.40	94.60	<94.0	4.10	98.10
<82.6	12.10	94.70	<94.5	3.80	98.30
<83.1	11.80	94.90	<94.9	3.50	98.40
<83.5	11.50	95.00	<95.4	3.20	98.60
<84.0	11.10	95.10	<95.8	2.90	98.70
<84.5	10.80	95.30	<96.3	2.50	98.80
<84.9	10.50	95.40	<96.7	2.20	99.00
<85.4	10.20	95.60	<97.2	1.90	99.10
<85.8	9.90	95.70	<97.6	1.60	99.20
<86.3	9.50	95.80	<98.1	1.30	99.40
<86.7	9.20	96.00	<98.6	1.00	99.50
<87.2	8.90	96.10	<99.0	0.60	99.60
<87.6	8.60	96.20	<99.5	0.30	99.80
<88.1	8.30	96.40	≤ 99.9	0.00	99.90
<88.6	8.00	96.50	100+	0.00	

### WEIGHING PROCEDURE:

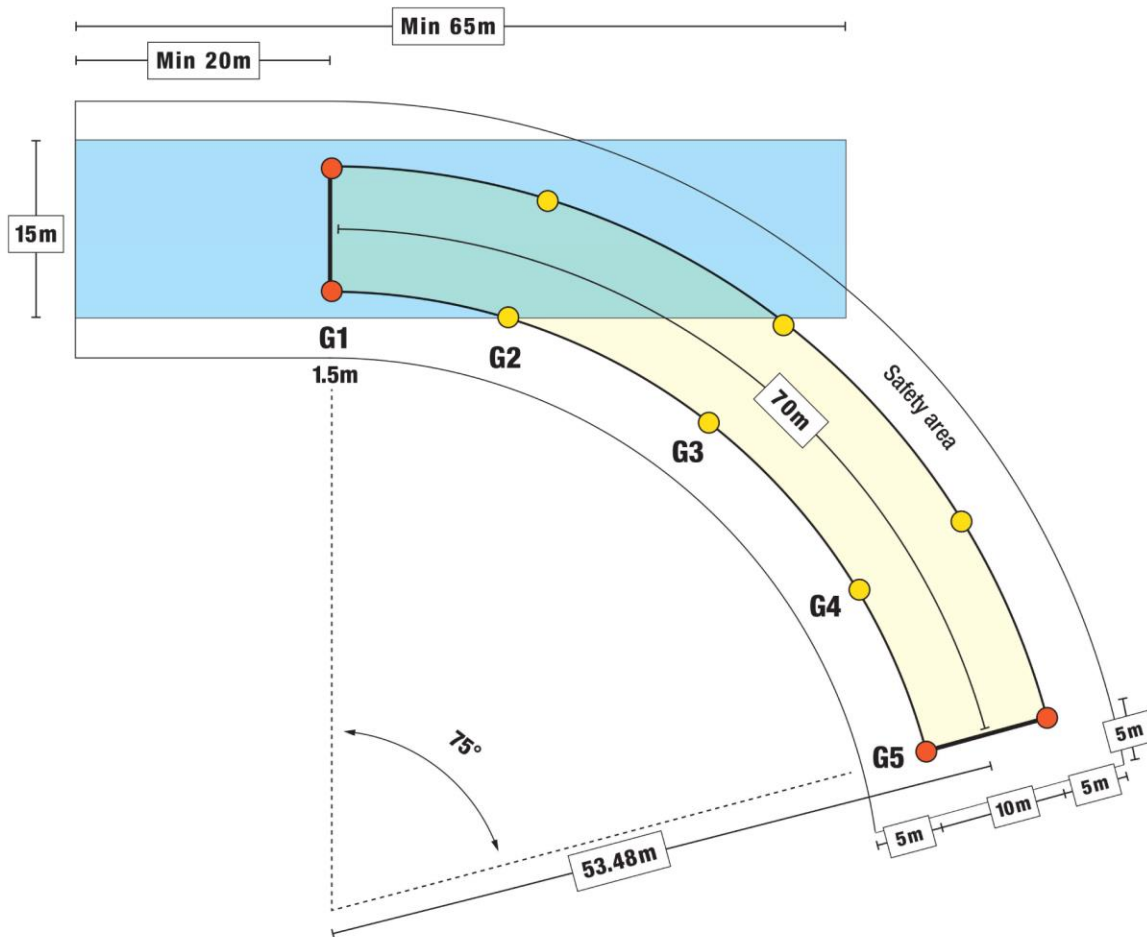
At the time of the Weight check:

- (1) The competitor's DWIPE less one kilogram allowed for discrepancies is determined.
- (2) The DWIPE obtained in 1 above is used to determine the AIW allowed per the list in Appendix E.
- (3) The competitor's AIW is weighed and compared to the AIW determined in 2 above.
- (4) If the AIW determined in 3 above is more than the AIW determined in 2 above, a MR will be recorded for that round.

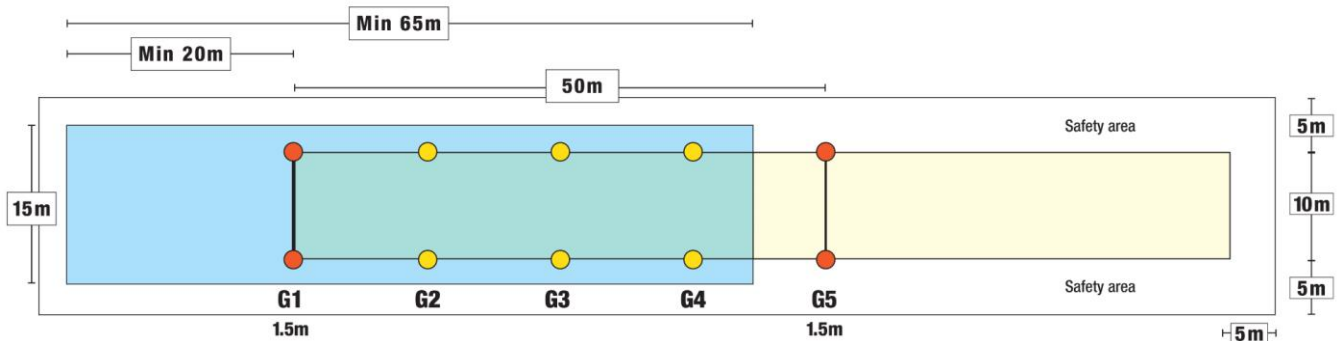
# APPENDIX F – EXAMPLES OF COURSE LAYOUTS

## F.1. Speed Courses

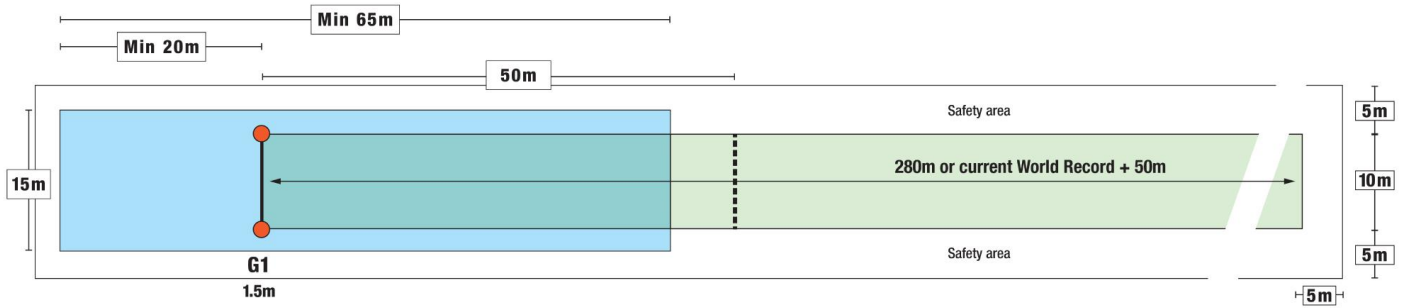
### F.1.1. Carved Speed Course (Carved Speed 70 metres)



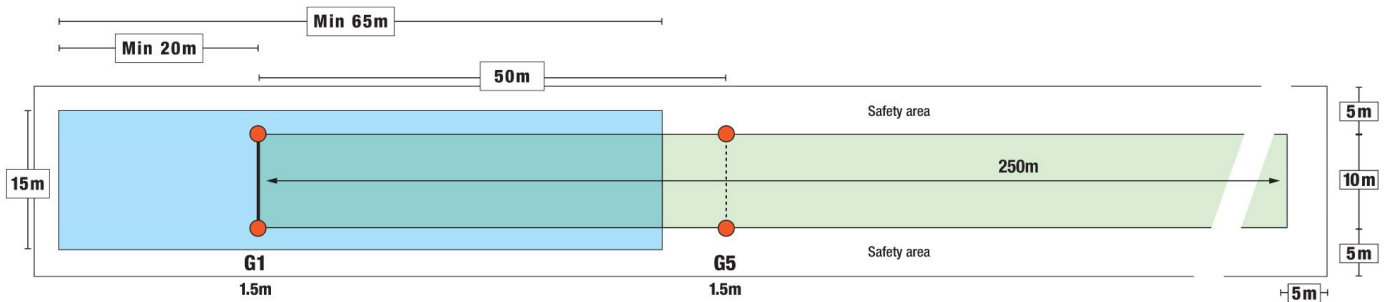
### F.1.2. Straight Speed Course (Drag Speed 50 metres and Max Speed 50 metres)



## F.2. Distance Courses

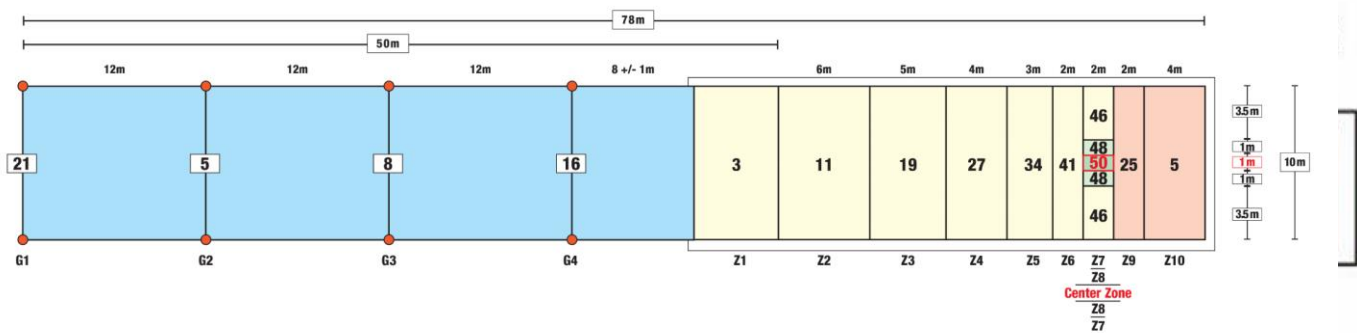


### F.2.1. Drag Distance



Reference to Appendix C.1.7. and C.2.3.


## F.3. Zone Accuracy Course



## APPENDIX G – RECOMMENDED STANDARD JUDGING SIGNALS




**Missed Entry (ME)**



**Vertical Extension (VE)  
No Water Drag (NW)**



**Out of Course Landing (OC)  
Out of Course Flying (OF)**



**Canopy Down (CD)**



**ACC Zone – Down (DN)**

## APPENDIX H – VIDEO REVIEW FORM

<b>VIDEO REVIEW REQUEST</b>	<b>ORIGINAL ASSESSMENT</b>
Competitor Name: _____	Examples: G3 NW; Z5 DN; VE G5
Competitor #: _____	
Round #: _____	
CP Event: Speed <input type="checkbox"/> Distance <input type="checkbox"/> Accuracy <input type="checkbox"/>	

<b>VIDEO REVIEW PANEL</b>	<b>DECISION SYSTEM</b> Determined by CJ/EJ
Requesting Judge: _____	Thumbs Up/Down <input type="checkbox"/>
CJ or EJ: _____	Paper <input type="checkbox"/>
Additional Judge: _____	Other <input type="checkbox"/>

<b>FINAL DECISION</b>	<b>Original Assessment Exists</b>
Majority Vote (2:1) <input type="checkbox"/> <b>No Change</b> to Initial Assessment	
Unanimous (3:0) <input type="checkbox"/> <b>No Change</b> to Initial Assessment	
Unanimous (3:0) <input type="checkbox"/> <b>Change</b> to Initial Assessment	

<b>FINAL DECISION</b>	<b>No Original Assessment Exists</b>
Majority Vote (2:1) <input type="checkbox"/> Final Assessment: _____	
Unanimous (3:0) <input type="checkbox"/> Final Assessment: _____	
<i>Note: A majority decision of a VR leaves the initial assessment unchanged, except in the situation in which initially no assessment has been made for any reason on the scoresheet. Then, the majority vote will make the decision.</i>	

<b>CERTIFICATION</b>	<b>FINAL ACTION</b>
Chief Judge: _____	CJ Initials
Date: _____	In accordance with the decision of the VRP, the CJ has documented the action on the score sheet and on the score list for the round.

**APPENDIX I – REJUMP FORM**

<b>Re-Jump Authorization</b>	<b>Load Information</b>
Competitor Name: _____ Start #: _____ Round #: _____ CJ/EJ Signature: _____	1 <sup>st</sup> Call Time: _____ Boarding Time: _____ Aircraft: _____

<b>Re-Jump Authorization</b>	<b>Load Information</b>
Competitor Name: _____ Start #: _____ Round #: _____ CJ/EJ Signature: _____	1 <sup>st</sup> Call Time: _____ Boarding Time: _____ Aircraft: _____

<b>Re-Jump Authorization</b>	<b>Load Information</b>
Competitor Name: _____ Start #: _____ Round #: _____ CJ/EJ Signature: _____	1 <sup>st</sup> Call Time: _____ Boarding Time: _____ Aircraft: _____



**APPENDIX J – CHALLENGE FORM**

**Competitor Name:** \_\_\_\_\_ **Competitor Number:** \_\_\_\_\_

**Round #** \_\_\_\_\_ **CP Event:** Speed  Distance  Accuracy

**Challenge Fee \$75.00** Received:

**ASSESSMENTS CHALLENGED**

- Competitors must state the single Gate, Zone or Penalty indicator that is being challenged.
- Competitors may submit multiple challenges for the same jump for a single fee.
- Each separate challenge is processed in the order requested by the competitor.
- § 8.3.8.2 will apply.

**FINAL DECISION**

Majority Vote (2:1)  **No Change** to Initial Assessment

Unanimous (3:0)  **No Change** to Initial Assessment

Unanimous (3:0)  **Change** to Initial Assessment

**CERTIFICATION**

**Chief Judge:** \_\_\_\_\_

**Date:** \_\_\_\_\_

In accordance with the final decision of the VRP, the CJ has documented the action on the score sheet and on the score list for the round. The \$75 Challenge fee:

Is returned to the Competitor:   
Is retained to be deposited to the CSPA Office:

Signature